

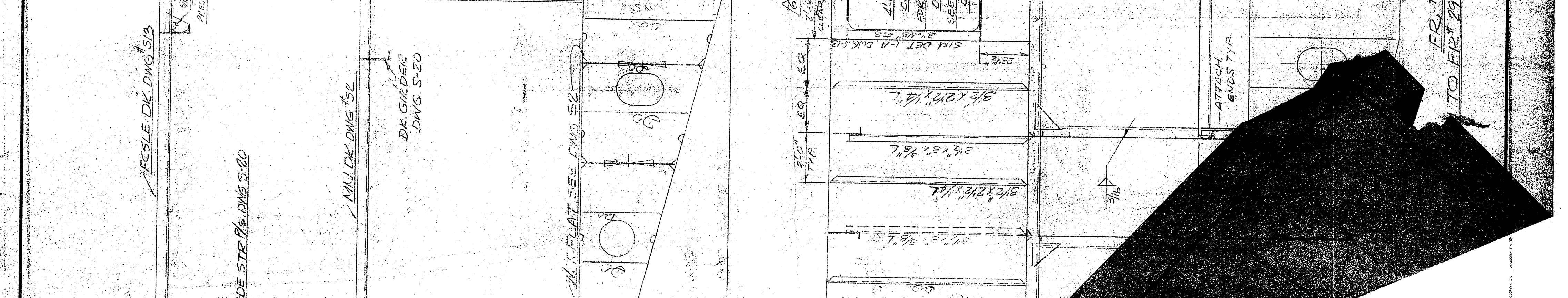
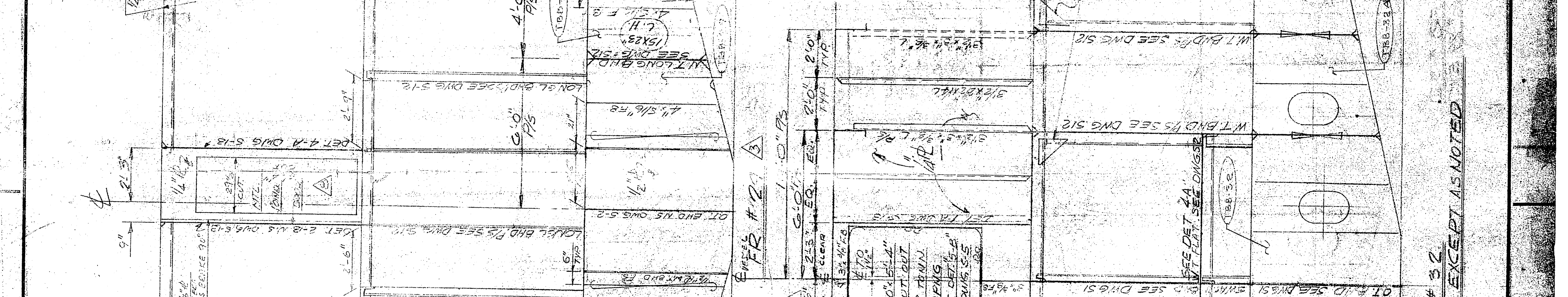

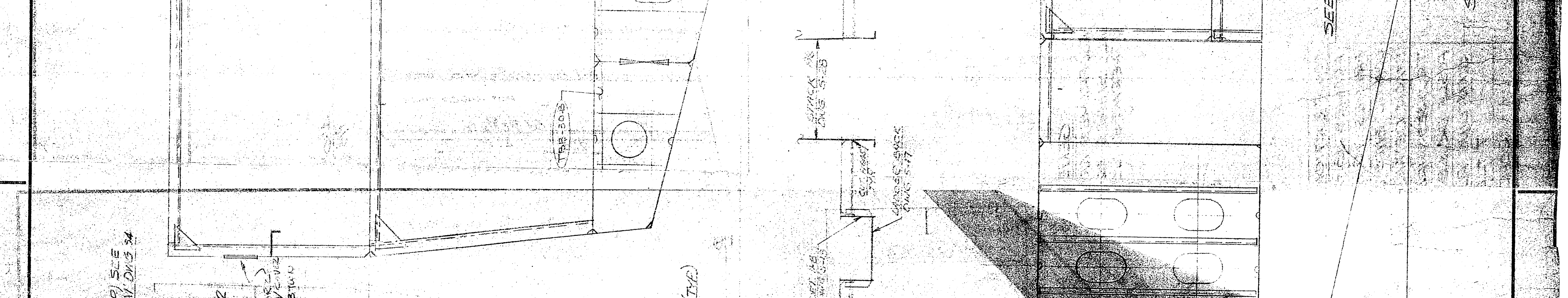
NO.	DATE	DESCRIPTION	BY
1	10/1/50	ISSUED FOR CONSTRUCTION	J.M.
2	10/1/50	REVISED TO SHOW CHANGES	J.M.
3	10/1/50	REVISED TO SHOW CHANGES	J.M.
4	10/1/50	REVISED TO SHOW CHANGES	J.M.
5	10/1/50	REVISED TO SHOW CHANGES	J.M.
6	10/1/50	REVISED TO SHOW CHANGES	J.M.
7	10/1/50	REVISED TO SHOW CHANGES	J.M.
8	10/1/50	REVISED TO SHOW CHANGES	J.M.
9	10/1/50	REVISED TO SHOW CHANGES	J.M.
10	10/1/50	REVISED TO SHOW CHANGES	J.M.

U.S. NAVAL SHIP SYSTEMS COMMAND
 WASHINGTON D.C. 20380
 OCEANOGRAPHIC RESEARCH SHIP
 ACR (UTILITY) CLASS
 HALTER MARINE SERVICES, INC. 00053
 P.O. BOX 28266 NEW ORLEANS, LA. 70129
 FRAMES 29 THROUGH 33

SCALE:	DATE:	HALTER
DRAWN BY: ADEP/6	DATE: 8/12/52	DWG. NO. 57
HULL NO. 375	HALTER	JOB NO. 2185
NO. 57	NO. 57	NO. 57
NO. 57	NO. 57	NO. 57

GENERAL NOTES
 1 ALL FRAMES ARE TYPED LBS
 2 ALL SHIPES ARE 2X2 UNLESS OTHERWISE NOTED

CONSTRUCTION PROFILE	S1
FRAMES 18 THRU 23	S5
FRAMES 12 THRU 17	S4
LONG BUDS LOW MAIN DECK	S2
STACK DETAILS	S28
TRUSSES GIRDS & STRESSES	S20
TRUSSE DECK BEAMS BELOW	S13
SCAFFOLDING PLAN	S2
TITLE	DWG NO
DATE	REV



FR. # 32
 TO FR. 29 EXCEPT AS NOTED